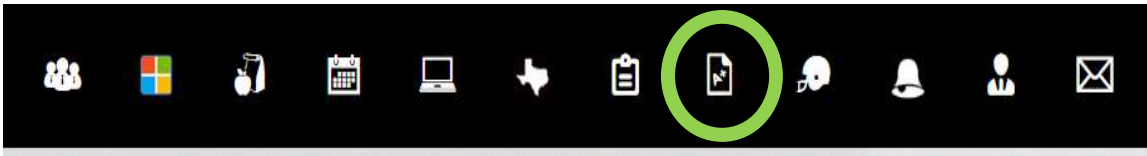




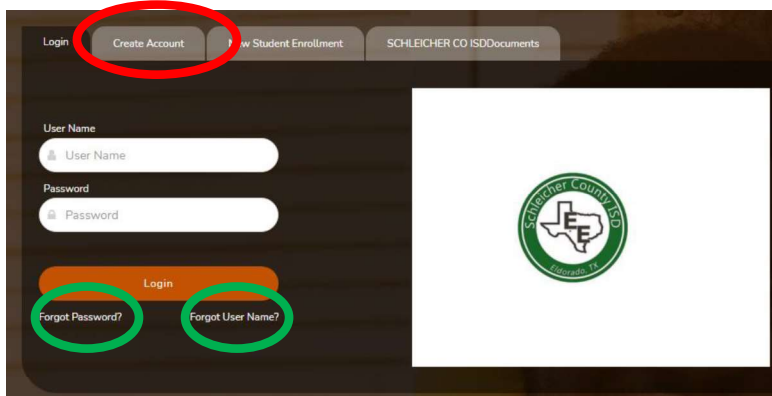
Parent Portal Instructions



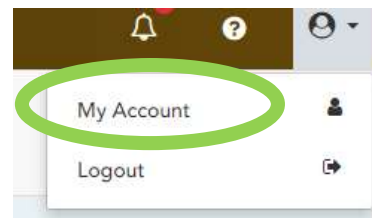
1. Go to the parent portal link on www.SCISD.net or scan the QR code.



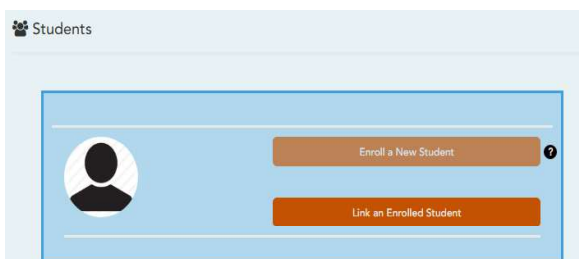
2. Click on create account and follow the instructions. If you have created an account but forgot password or username, click on the links below login.



3. Once you are logged in, click the profile icon in the top right corner and select MyAccount.



4. Select link an enrolled student, and enter the Parent Portal ID, provided by the school, and birth date, and Add student. Repeat the process for any additional students. Once your students are added, you may set up custom alerts.



If you have any questions, please contact your child's school at 325-853-2514