

TxConnect Parent and Student Portal Now with Mobile Access



txConnect is now available for parents and students in a **mobile version of the Parent Portal**. Users are able to monitor academic progress, review current grades, assignments, and attendance, and set alerts to keep informed on the go.

Setting Up an Account (If you already have an account set up, skip to “Set up Mobile Access”):

In order to **create and account for txConnect Parent Portal**, follow the three steps:

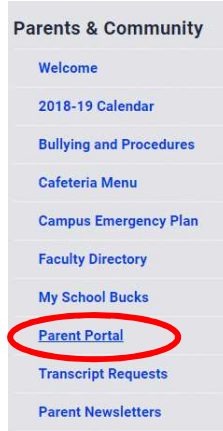
1. Get a **Portal ID** for each of your students from their campus office.
2. Go to the **SCISD website** and click **TxConnect Parent Portal** on the right hand side.
3. Click **New TxConnect User, Need to Create a New Account**, and follow instructions.

Set up Mobile Access

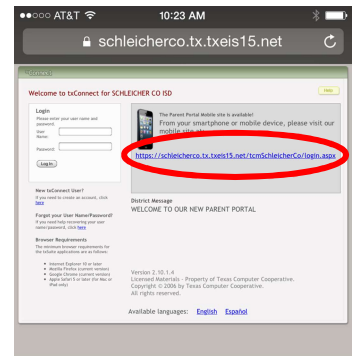


1. On your iPhone or Android phone, go the SCISD website (www.scisd.net) and **click on Parents and Community** in the top toolbar

2. Select **Parent Portal** from the left hand menu

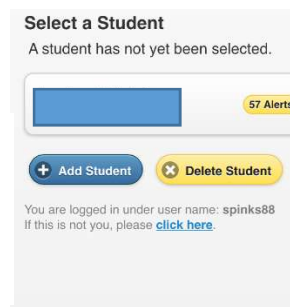


3. Click on the **link below the image of a phone** to access the mobile site



4. Login with same credentials as used computer based program.

5. Click on **Student Name** to view menu of options for that student.



6. Save link to home page:

iPhone: Open In Safari

Click the **Send To** icon at bottom of the screen and select **Home Screen**



Android:

Create a bookmark. Press and hold bookmark until see **Action Screen**. Select **Add to Home Screen**

